

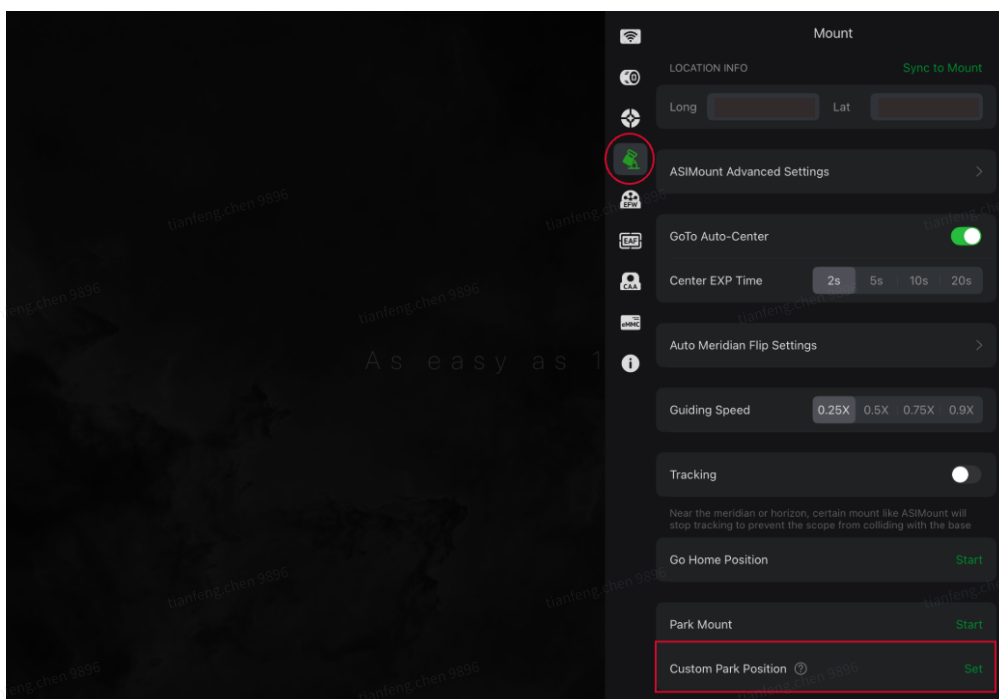
ASIAIR V2.5.1: New Features and User Guide

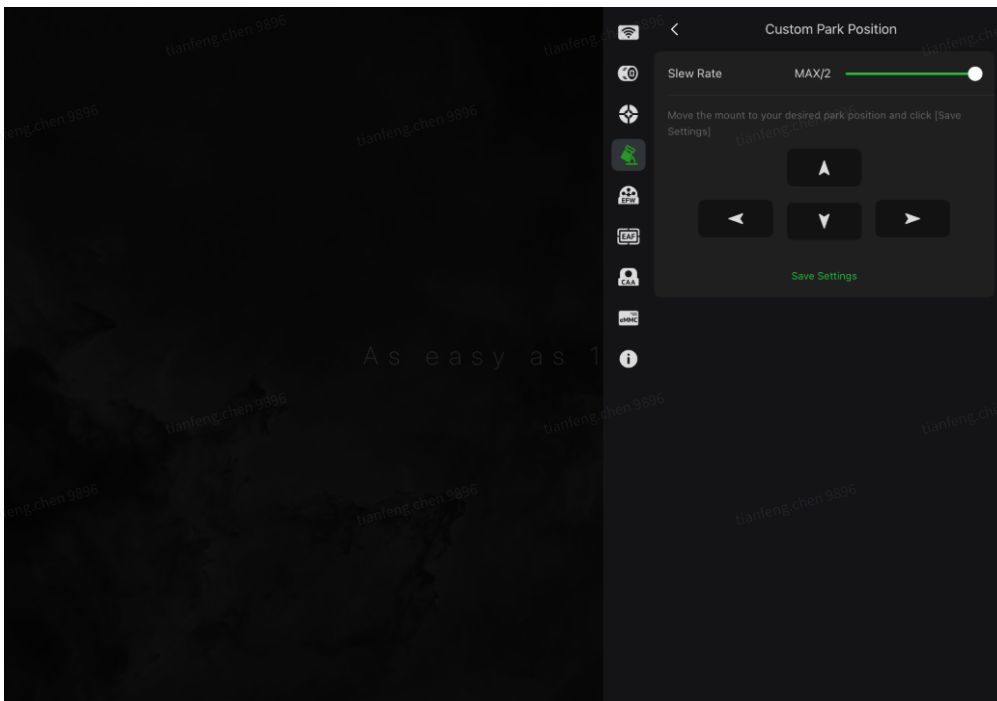
What's New in ASIAIR V2.5.1

New Features	Optimized & Fixed
<ol style="list-style-type: none">1. Support custom park position (ASIMount only)	<ol style="list-style-type: none">1. Optimize camera angle placement in FITS filenames2. Fix app crashes when opening certain images from DSLRs3. Fixed occasional crashes that occurred when using autofocus on some DSLRs4. Fix crash when dragging histogram under specific conditions (iOS)5. Fix truncated content in certain pop-ups (iOS)6. Fix inability to enable calibration or guiding for certain mounts (Android)7. Fix inability to reset Autorun sequences on some Android devices in classic navigation mode (Android)

Feature Details & How to Use

1. Support Custom Park Position (ASIMount only)





If the default parking position in "**Park Mount**" does not meet your needs, ASI AIR v2.5.1 offers a "**Custom Park Position**" feature. You can manually adjust the equatorial mount to your desired parking location and click 「**Save Settings**」 to apply it.

To ensure the safety of the equipment, after the equatorial mount firmware is upgraded to version 1.8.8, the system will set the position where **declination(DEC) is rotated 90° from the home position** (i.e., the telescope is placed horizontally) as the default parking position for "**Park Mount**".

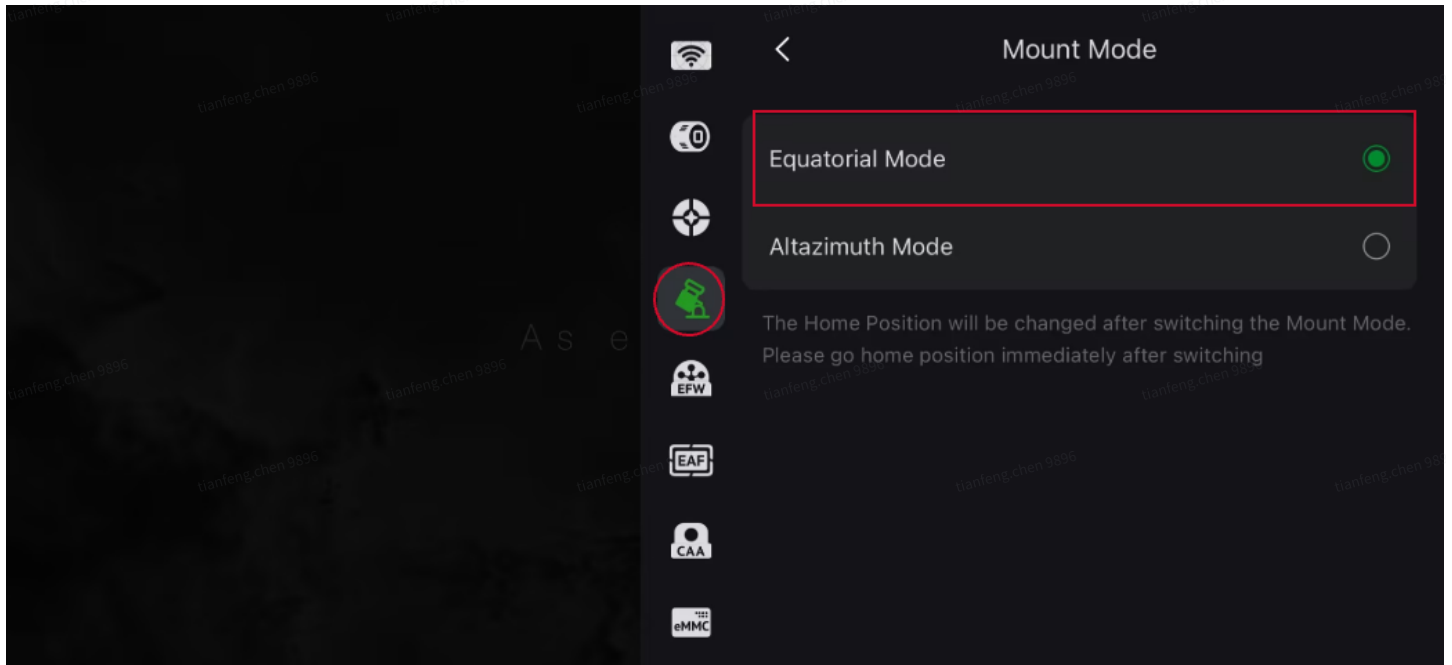
⚠ **Please note the following when setting up:**

- **Watch the scope:** Always monitor the tube, counterweight, and mount during adjustment to avoid collisions.
- **Avoid extremes:** Don't park near $\pm 90^\circ$ declination or at fully rotated right ascension limits.
- **Test it:** After setting, run a "Park Mount" command to confirm smooth, collision-free movement.

💡 Tips:

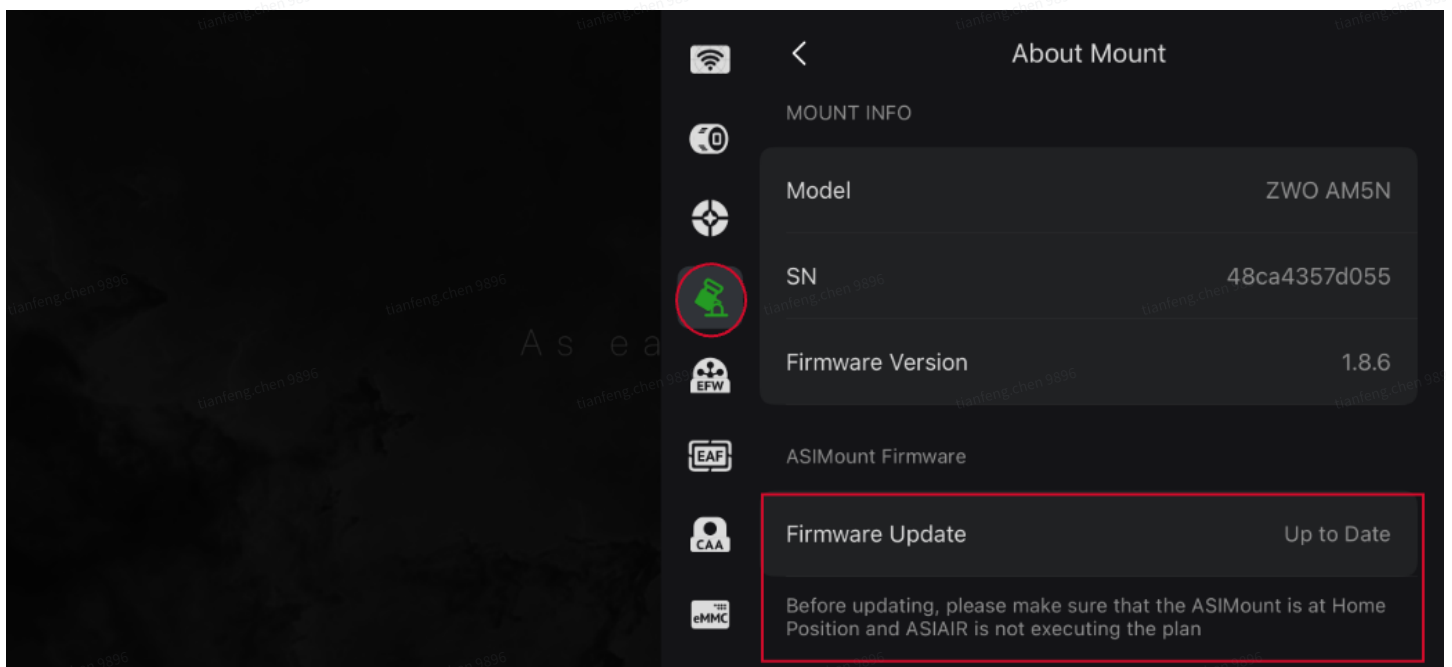
If the "Custom Park Position" function **appears unsupported**, please check the following:

- Is your ASIMount currently in **Equatorial mode**? The park function is not available in Altazimuth mode, Please go to **【Mount Settings → ASIMount Advanced Settings → Mount Mode】** to make the Settings.



- Has the **ASIMount firmware** been updated to the latest version **1.8.8** ?

If not, please go to **【Mount Settings → About Mount → Firmware Update】** to update.



- Only ASIMounts support the park function, other brands or models do not currently support it.